


WASH BEHAVIOUR



MINISTRY OF EDUCATION – SRI LANKA

OBJECTIVES OF THE SCHOOL MEAL PROGRAMME

- Minimize the nutritional problems among school children
- Improve the daily attendance of the students
- Inculcate good dietary habits
- ***Promote health habits*** [WASH IN SCHOOL MEAL PROGRAMME-NEW.mp4](#)
- Produce productive citizens to the country through building national food culture
- Promoting active participation of the students in the learning process
- Guide students to balance diet

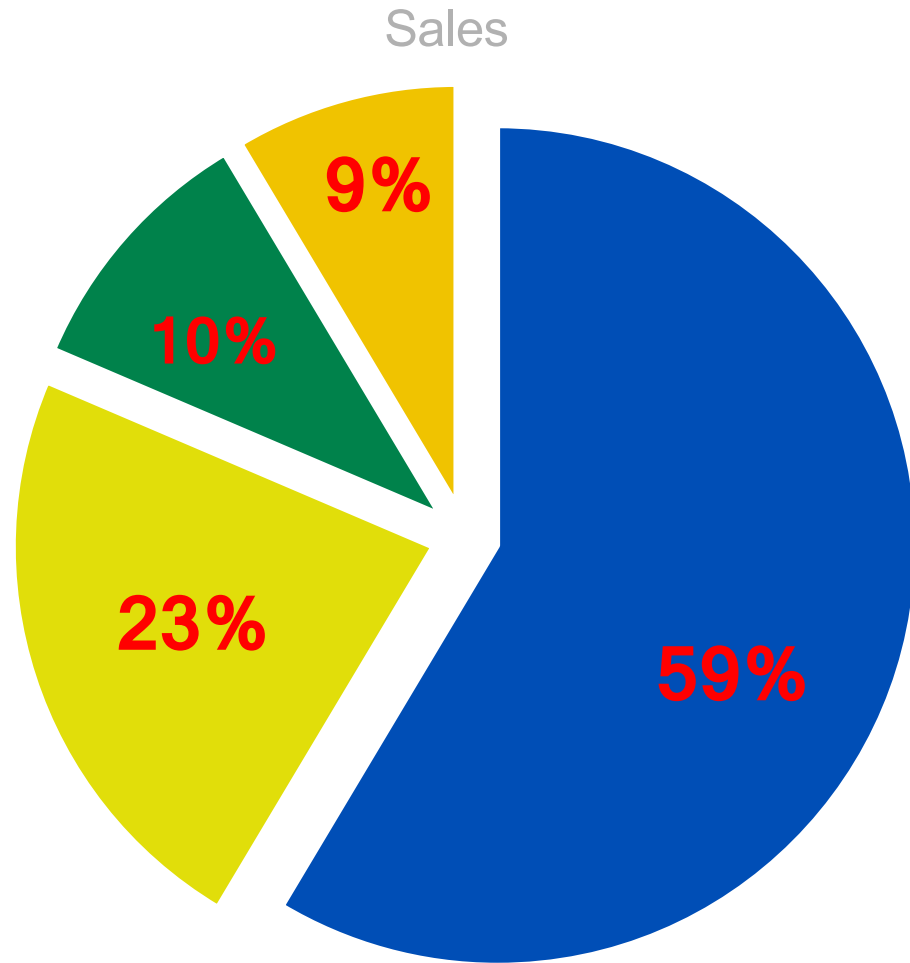


MANUAL ON SCHOOL NUTRITION PROGRAMME

THE FACTORS TO BE CONSIDERED BY THE TEACHER

- ❖ Check whether scheduled menu for the day is provided
- ❖ **Train the students to wash their hands before and after the meals.**
- ❖ Check whether the plats are cleaned, before serving the meal.
- ❖ Inspect the usage of gloves by handlers when serving meals
- ❖ Train students to use serviette to keep the containers

STUDENT CLASSIFICATION



GRADE 1-5 1,694,212

GRADE 6-9 1,331,069

GRADE 10-11 621,520

GRADE 12-13 512,700

SPECIAL ED. 6,454

TOTAL 4,165,955

■ Grade 1-5 ■ Grade 6-9 ■ Grade 10-11 ■ Grade 12-13

SCHOOL MEAL PROGRAMME

PROVINCE	NO.ZONES	NO.SCHOOLS	G1-5	G6-11	NO.STUDENTS
1. Western	11	828	127,970	10,893	138,863
2. Central	15	1,063	101,230	12,819	114,049
3. Southern	11	852	132,381	19,861	152,242
4. Northern	12	963	85,519	76,088	161,607
5. Eastern	17	962	114,631	26,330	140,961
6. North Western	8	884	153,308	4,360	157,668
7. North Central	8	702	90,367	19,086	109,453
8. Uva	10	773	96,855	6,579	103,434
9. Sabaragamuwa	7	877	85,661	1,635	87,296
TOTAL	99	7,904	987,922	177,651	1,165,573

Knowledge
curriculum

Skills


Hand washing day/ SHP

Practice

Meal programme

Promote healthy habits

WORLD HAND WASHING DAY



ලෝක දූෂණ සේදීමේ දිනය
2019



SANITATION COVERAGE-2018

PROVINCE	No	1-25	26-50	51-75	76-99	>= 100	Grand Total
1. Western		2	6	8	114	1230	1360
2. Central			8	5	102	1406	1521
3. Southern			10	10	109	985	1114
4. Northern		3	19	10	107	832	971
5. Eastern			4	12	104	986	1106
6. North Western			5	5	107	1142	1259
7. North Central			5	3	102	695	805
8. Uva				1	101	793	895
9. Sabaragamuwa			3	6	108	1014	1131
Grand Total	0	5	60	60	954	9083	10162

DRINKING WATER COVERAGE -2018

PROVINCE	WELL	WATER BOARD	PEELI	BOUSER	NO SOURCE	Grand total
1. Western	588	723	22	2	25	1360
2. Central	484	643	295	3	96	1521
3. Southern	429	592	53	1	39	1114
4. Northern	698	145		58	70	971
5. Eastern	454	552	3	13	84	1106
6. North Western	824	332	7	4	92	1259
7. North Central	362	344	1	4	94	805
8. Uva	315	394	93	4	89	895
9. Sabaragamuwa	452	308	280	1	90	1131
TOTAL	4606	4033	754	90	679	10162

Age Appropriateness

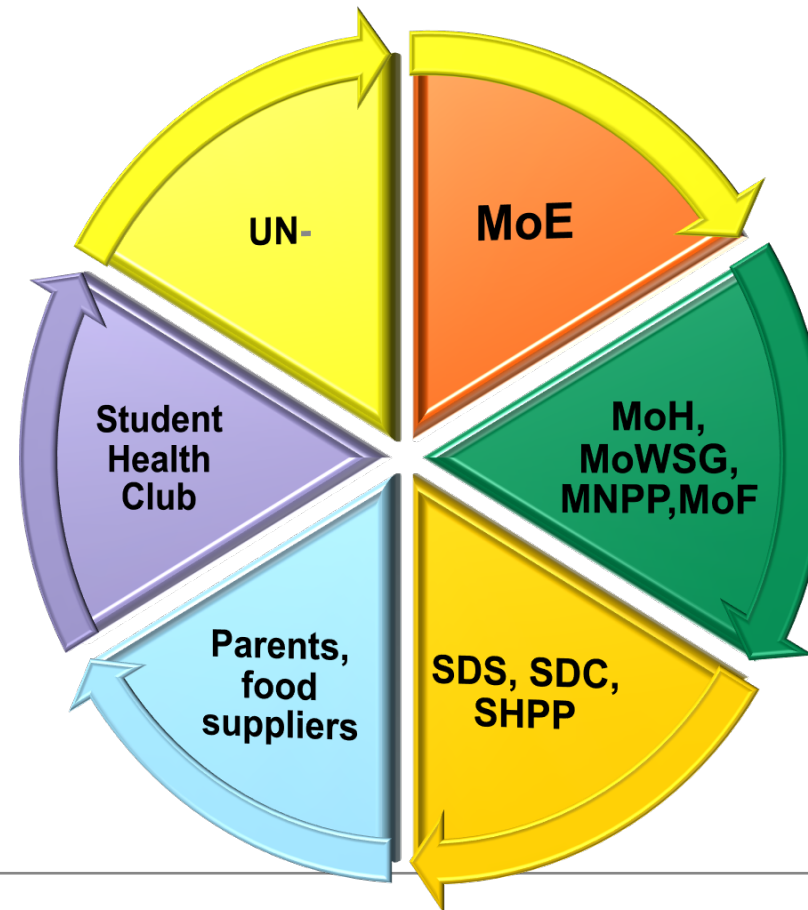


Behaviour Change Communication



approach

- **Participatory approach – Education , other Ministries and organizations**
- **Holistic approach- providing meals, Improve knowledge and skills, improve facilities, providing services**



Thank you